





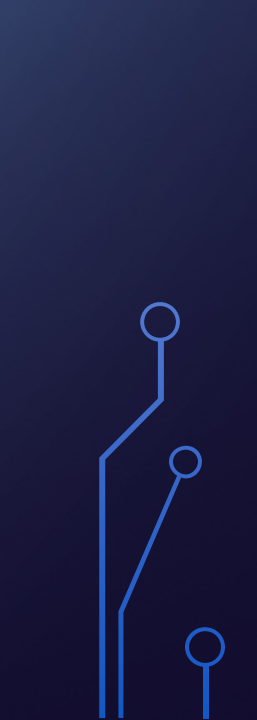
WINLINK 102: BASICS & APPLICATIONS

EMAIL COMMUNICATION VIA INTERNET, VHF/UHF, HF

Timothy S. Takeuchi – W6TST
San Benito County DEC/CRO, VE, ARRL PIO
American Red Cross DST Volunteer



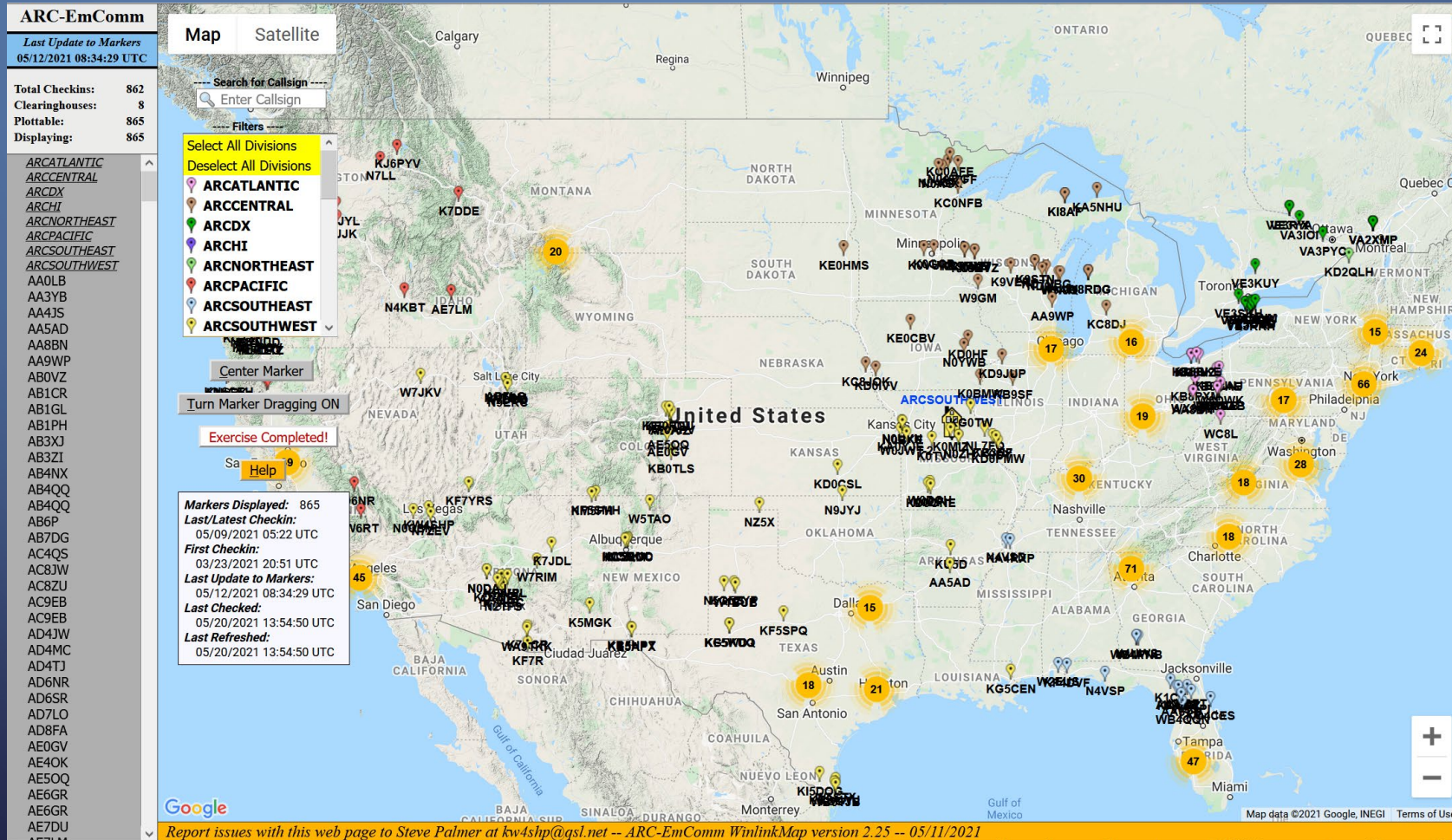
LEVEL SET

- Winlink is a huge topic
 - This is to follow up on a previous Ham Fun presentation
 - This is for basics and more information to experiment and have fun with.
 - I do not consider myself an expert, but becoming more proficient
 - I'm here to share my experiences.
- 
- 
- 

WHY WINLINK?

- Send Email when there is no internet support during emergencies or remote areas (camping, hiking, etc)
- Emergency Ops – Check in w/ status or location
- Practice & Experiment

RED CROSS / ARES EXERCISE – MAY 2021



WHAT IT IS AND WHAT IT IS NOT

- This is still ham radio – Part 97
- This is not a full substitution for email
- Encryption is not legal
- Large attachments is not practical (or polite)
- Privacy is non existent – open airwaves

FAQ / FACTS

- Winlink – Same thing as Winlink 2000, WL2K
- Winlink Express Software – Same as RMS Express

HOW WINLINK WORKS FOR YOU

- Start Winlink Express – Mail Client Software
- Form your messages and requests
- Start a session with your connection method: Telnet, Packet, VARA HF, etc. Telnet automatically refreshes, other methods are manually updated.
- For detailed demo, see my previous presentation at:
 - <https://sbcara.org/ham-fun-archive/> Bottom of left column

WHAT CAN YOU DO WITH WINLINK?

- Send Email
 - Check white list (allowed list)
 - Send a picture
 - Send a form
- Send your location - Find your Winlink neighbors
- Send an earthquake report
- Get a weather report
- Get ARES News

CHEAP GPS MODULE (\$12-15)



IMAGES

- Add an image using the Attachment feature
 - Limit of 120 Kbytes per email
 - You can use built in features to crop or shrink the image
 - 293 KB cropped and compressed down to 90 KB



WHITE LIST (LIKELY TO BECOME ALLOWED LIST)

- Winlink.org
- My Account
- Whitelist Manager



[My Account](#) [Tools](#) [News](#) [Positions](#) [User Programs](#) [Book of Knowledge](#)

Whitelist Manager


This form permits you to add or change internet-based addresses (name@domain.com) or entire domains (@domain.com) (your "whitelist"). You can also manage your whitelist using your radio client with command messages as described in the Winlink Catalog (available on-air as item SPAM.CONTROL in the WL2K_HELP category).

Whitelist entries for W6TST

Address:		<input type="text"/>	<input checked="" type="checkbox"/> Allow	<input type="button" value="Save"/>
		Address	Allow	
<input type="button" value="Edit"/>	<input type="button" value="Delete"/>	arc.emcomm.map@gmail.com	<input checked="" type="checkbox"/>	
<input type="button" value="Edit"/>	<input type="button" value="Delete"/>	Armine.White@fema.dhs.gov	<input checked="" type="checkbox"/>	
<input type="button" value="Edit"/>	<input type="button" value="Delete"/>	helen.cosentinomassi@redcross.org	<input checked="" type="checkbox"/>	
<input type="button" value="Edit"/>	<input type="button" value="Delete"/>	john.ruiz2@redcross.org	<input checked="" type="checkbox"/>	
<input type="button" value="Edit"/>	<input type="button" value="Delete"/>	query@saildocs.com	<input checked="" type="checkbox"/>	
<input type="button" value="Edit"/>	<input type="button" value="Delete"/>	takeuchi@sbcara.org	<input checked="" type="checkbox"/>	
<input type="button" value="Edit"/>	<input type="button" value="Delete"/>	takeuchi@sbcars.org	<input checked="" type="checkbox"/>	
<input type="button" value="Edit"/>	<input type="button" value="Delete"/>	takeuchi@us.ibm.com	<input checked="" type="checkbox"/>	



FORMS

- Check In Form (General)
 - ICS Forms
 - California OES Forms
 - Red Cross Forms
 - Set your Favorite Form
- 



MESSAGE – ICS-213

General Message (ICS 213)		
1. Incident Name: Winlink Demo		
2. To (Name/Position): Tim Takeuchi		
3. From (Name/Position): San Benito County EOC		
4. Subject: Winlink for Emcom Communications	5. Date: 2020-07-16	6. Time: 14:26
7. Message: Hello world!		
8. Approved by: H.T. Position / Title: IC		
9. Reply: received and understood - QSL! Will wish everyone well!		
10. Replied By: Tim Position / Title: Field Operator Date / Time: 7/16/2020 14:44		
		Ver 41.3

[illegible]

NETS

- NORCAL
WINLINKnet:

NORCAL Weekly Winlink Net Vers 8.1.0

[Form Info](#)

if using a client other than Winlink Express, copy the line below as your check in:

W6TST, Timothy, Hollister, CA, 36.84250,-121.36500, Vara FM Winlink thru KO0000

Send check-in to call sign (normally NCALWLINKNET):

☐ Check only if this entry is for an EOC

EOC Name:

EOC Station Call

Operator Call Sign :

Operator First Name:

City:

State:

GPS Coordinates

Attached GPS devices need to be configured and working in Winlink Express for automatic coordinate entry. You may enter coordinates manually

Session Type:

Winlink Gateway call sign:

if used

VHF/UHF/AREDN Frequency:

HF/Microwave Band if used:

Packet Nodes or *Telnet* AREDN Node Name:

Traffic:

List any Traffic

Submit

Reset Form

Save Check-in data

Load Saved Check-in data



USE THE CATALOG TO REQUEST INFORMATION

- Find your Winlink neighbors
 - Send an earthquake report
 - Get a weather report
 - Get ARRL ARES News
- 
- 

EARTHQUAKE REPORTS

- DYFT (Did You Feel That) Reports – If you felt it or not felt are both useful
- If you didn't feel it, you can skip much of the form
- Address is required in the report
- Sections are optional past about the middle of the form as indicated
- In the comment section, please put a MM (Modified Mercalli Report, i.e. MM4) and copy "SANBENITO" in the message



DEMO

- Outgoing:

- eMail
- Picture
- NorCal Check In
- Forms
- Position Report
- Request Nearby
- Earthquake Report

- Incoming

- eMail
 - Picture
 - Forms
 - Position
 - Nearby Stations
- 

GETTING STARTED

- <http://winlink.org>
- Download the software, register your call sign and emails under settings
- Confirm your email
- Start with TELNET
- Move to VHF/UHF or HF as you desire and your license allows